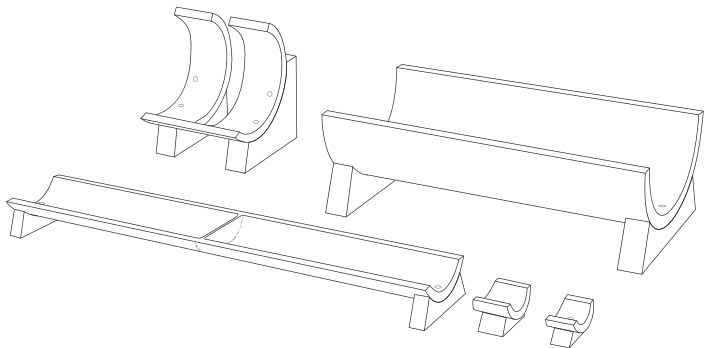




# HOUSEWARE CASES SET


DESIGNER Chen Zijian





**OpenDesign**  
[www.downloadopendesign.com](http://www.downloadopendesign.com)

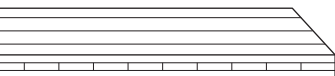
# MATERIALS



## Bamboo


1.  $\Phi 90\text{mm}$
2.  $\Phi 35\text{mm}$
3.  $\Phi 120\sim 150\text{mm}$

4. the internal diameter need to be **10mm** thicker than the width of your phone, which is used to make the phonecase



## Plybamboo

15mm thick



## Bamboo Stick

$\Phi 5\text{mm}$

# TOOLS

## Electrodrill

$\Phi 5\text{mm}$



## Jig Saw

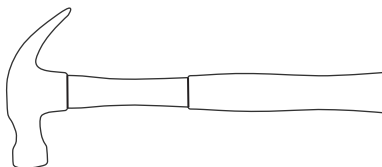


## Sandpaper

# 80 / 180 / 320 / 500



## Hammer




## Phone Case

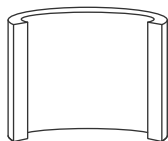
cut 80mm from the No.4 bamboo



then sand it

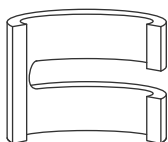


cut a little less than a half

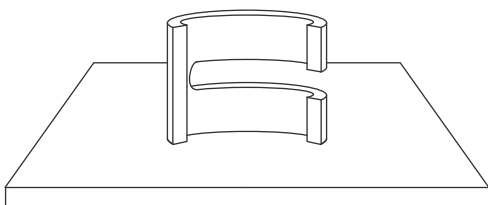




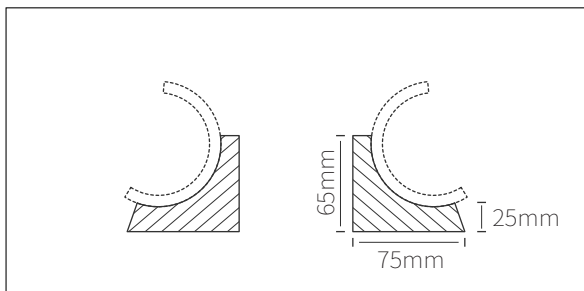
cut a 20mm wide gap in the middle



mark the outline on the plybamboo

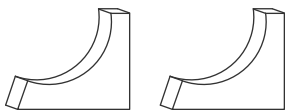


then draw the bases

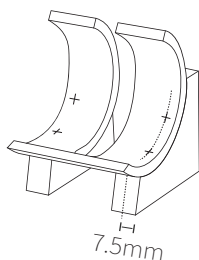
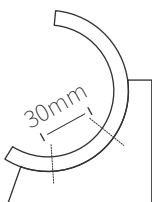




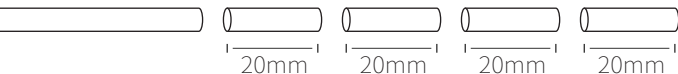
then cut them down

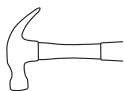


put the bamboo and the bases together, then drill 4 holes, 20mm deep

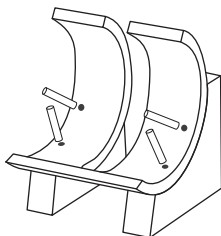


cut 4 pieces from the bamboo strip, each 20mm long

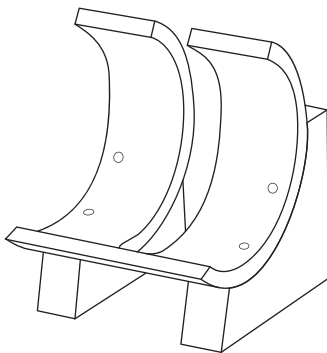




put the bamboo nails into the holes, and hammer them in



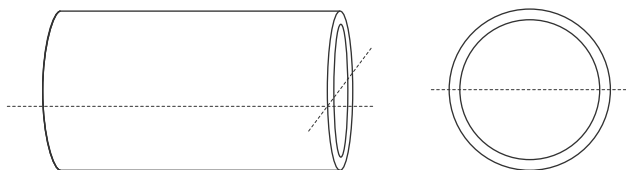
then sand the nails



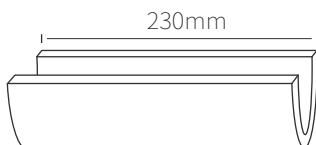
**PHONE CASE COMPLETED**

## Big Tray

cut 230mm from the No.3 bamboo



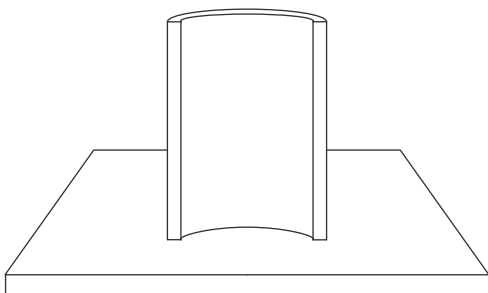
cut it into a half



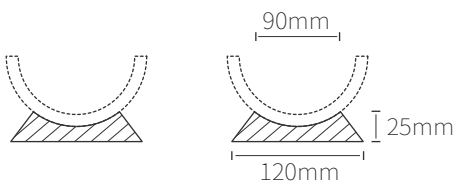




mark the outline on the plybamboo



then draw the bases

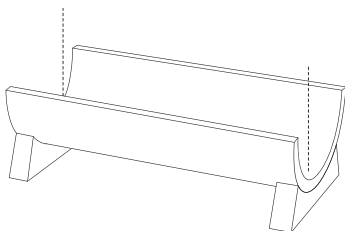


then cut them down






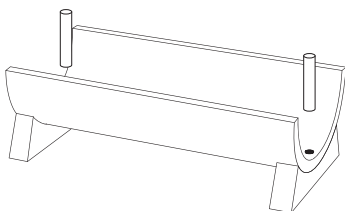
put the bamboo and the bases together, then drill 2 holes, 20mm deep

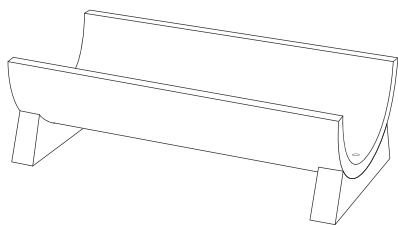


cut 2 pieces from the bamboo strip, each 20mm long



put the bamboo nails into the holes, and hammer them in, then sand them

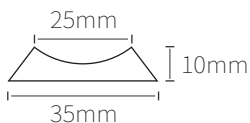
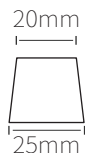
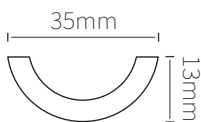




## BIG TRAY COMPLETED

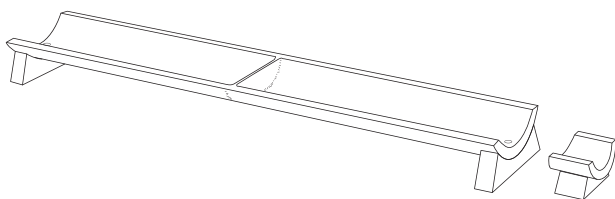
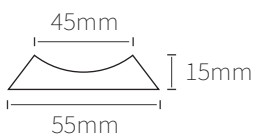
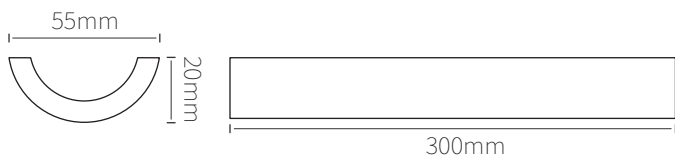
### Chopsticks Base

the process is the same as the big tray



## Small Tray

the process is the same as the big tray



SMALL TRAY  
&  
CHOPSTICKS BASE  
COMPLETED

# CONGRATULATION!

Now you got your own cases

If you meet some problems when building this lamp  
please contact us  
312790773@qq.com



**OpenDesign**  
[www.downloadopendesign.com](http://www.downloadopendesign.com)