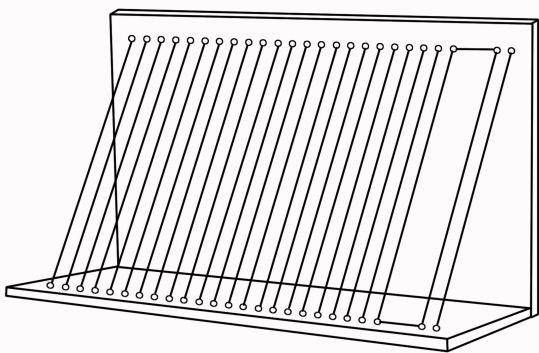




HOUSEWARE

# HARFE

DESIGNER HUANG YAN YI JIA

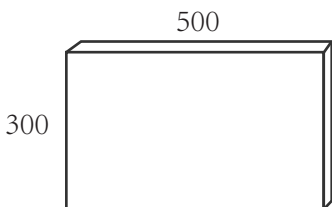




OpenDesign

[www.downloadopendesign.com](http://www.downloadopendesign.com)

# MATERIALS



## plybamboo

thickness: 12mm  
length: 500mm  
width: 300mm



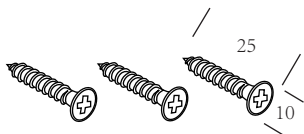
## plybamboo

thickness: 12mm  
length: 500mm  
width: 215mm



## rope

length: 900cm  
Φ 3mm



Screw\*3  
Φ 10\*25mm

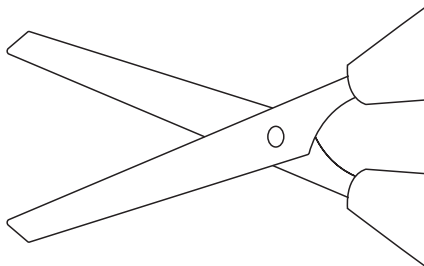
# TOOLS

Electrodrill

Φ2 / 5 / 10mm



Scissors




Saw




## STEP 1

cut the plybamboo



thickness: 12mm  
length: 500mm  
width: 300mm

and

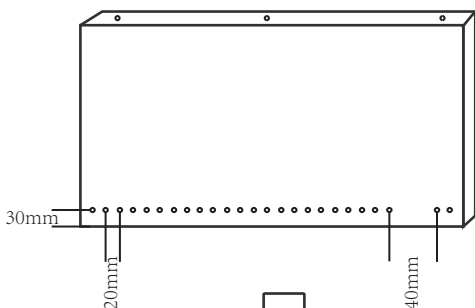


thickness: 12mm  
length: 500mm  
width: 215mm

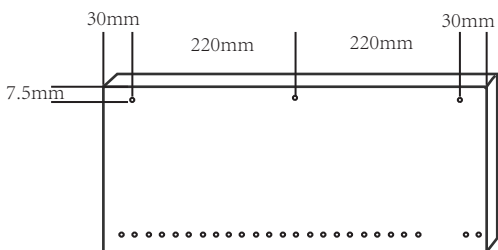
## STEP 2



drill  $\Phi 10\text{mm}$  holes at the  
plybamboo



drill  $\Phi 10\text{mm}$  holes at the  
plybamboo

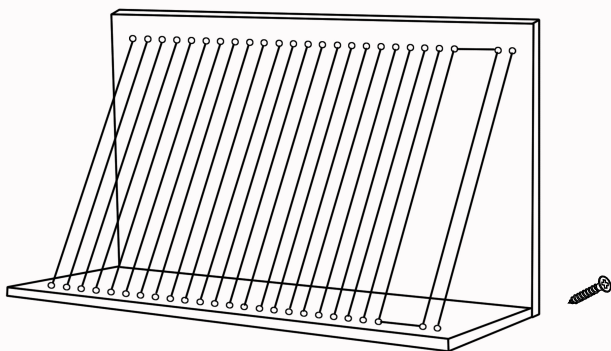
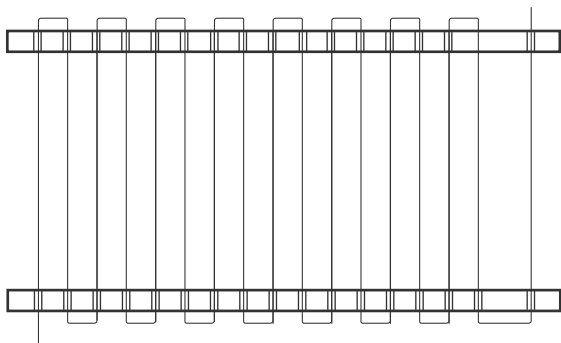


there have 25 holes

## STEP 3

### Assembly of material

through the rope like this



Screw into the back of  
plybamboo

# CONGRATULATION!

Now you got your own houseware

If you meet some problems when building this houseware  
please contact us  
927457130@qq.com



OpenDesign

[www.downloadopendesign.com](http://www.downloadopendesign.com)